



## BERWICK ON THE LAKE


DoC: Lilach Lotan


 **Patient Information** available upon request

 **Best Time to Visit:** 1000 - 1200, 1400 - 1700  
Mon - Fri

**Worse Time:** <1000 Mon - Fri


 **Life Labs:** Tuesday, 1000 hrs.


 **Jumpline:** 250-729-7995 - Ask for nurse

 **Care Conferences:** Third Wednesday of every month, 1000 - 1200 hrs.


## DOVER HOUSE


Manager: Tara-Lee Parsons


 **Patient Information** located in the chart room

 **Best Time to Visit:** 1100 - 1800 Mon - Thurs  
1300 - 1800 Fri, 1100 - 1500 Sat & Sun

**Worse Time:** 1130 - 1230 Mon - Fri,  
1200 - 1300 Fri

 **Life Labs:** Wednesday AM; mobile tech to assist


 **Jumpline:** 250-756-4222 - Office Asst. / Nurse

 **Physician Parking** available at front of building

 **Care Conferences:** Schedule TBD


## DUFFERIN PLACE


DoC: Sharon Traub


 **Resident/MRP list** taped to nursing station for  
Arbutus, Birch & Cedar

 **Best Time to Visit:** 1030 - 1130 & 1300 - 1600  
Mon - Fri

**Worse Time:** <1030 & 1200 - 1300 Mon - Fri

 **NRGH & Nanaimo Satellite Lab:** Tues & Fri

 **Jumpline:** 250-713-1358 - Day/Evening  
250-713-4061 - 2300 - 0700 hrs.

 **Care Conferences:** Tuesday, 1300 - 1430 hrs;  
Thursday, 1000 - 1130 hrs.

Creating a Community of Care



Nanaimo Residential Care Initiative

A Nanaimo Division of Family Practice Initiative

For more information, please contact the  
Residential Care Initiative

Beccy Robson, Project Manager

E: [brobson@divisionsbc.ca](mailto:brobson@divisionsbc.ca)

T: 250.591.1200

W: [divisionsbc.ca/nanaimo](http://divisionsbc.ca/nanaimo)

 **Nanaimo**  
Division of Family Practice  
A GPSC initiative

Nanaimo Division of Family Practice  
Residential Care Initiative (RCI)

# FACILITY INFORMATION









LONG TERM CARE  
FACILITY INFORMATION  
FOR PHYSICIANS:

HOW TO BEST OPTIMIZE  
YOUR TIME WHILE  
VISITING YOUR COMPLEX  
CARE PATIENTS


## EDEN GARDENS

DoC: Denise Thorton

-  **Patient Information** located at community nursing station
-  **Best Time to Visit:** 1030 - 1130 Sun - Sat  
**Worse Time:** <1030 Sun, 1130 - 1300 Sun - Sat
-  **Life Labs:** Tuesday & Thursday
-  **Jumpline:** 250-760-2631 - Charge Nurse
-  Dedicated **Physician parking**
-  **Care Conferences:** Tuesday, 0900 - 1100 hrs.  
\*Video conference available






## KIWANIS LODGE

Executive Director: Melanie Young

-  **Patient location** list provided to Physicians
-  **Best Time to Visit:** >1000 Sun - Sat  
**Worse Time:** 0830 - 0930, 1200 - 1300, 1700 - 1800 Sun - Sat
-  **Life Labs:** Tuesday & Friday
-  **Jumpline:** 250-753-6471
-  Dedicated **Physician parking**
-  **Care Conferences:** Wednesday, 1000 - 1130 hrs.






## MALASPINA CARE RESIDENCE

DoC: Lydia Swift

-  **Patient Information** located at reception and nursing units
-  **Best Time to Visit:** 1030 - 1200, 1300 - 1500 Mon - Fri  
**Worse Time:** <1030, 1200 - 1300, 1500 - 1800 Mon - Fri
-  **Life Labs:** Tuesday & Thursday
-  **Jumpline:** 250-754-7711 Ext. 1351 - Charge RN
-  **Care Conferences:** Tuesday, 1300 - 1500 hrs.






## NANAIMO MEMORY & COMPLEX CARE

Wellness Manager: Carla Boulet

-  **Patient Information** located in charts on unit and PCC
-  **Best Time to Visit:** 1000 - 1130, 1300 - 1430 hrs. Sun - Sat  
**Worse Time:** 0800, 1200, 1700 hrs. Sun - Sat
-  **Life Labs:** Thursday
-  **Phone number:** 250-585-3788
-  **Care Conferences:** Wednesday, 1030 - 1130 hrs.







## NANAIMO SENIORS VILLAGE

DoC: Monaliza Paul

-  **Patient Information** located in charts at nursing station
-  **Best Time to Visit:** 1300 - 1600 Mon - Fri  
**Worse Time:** <1300 Mon - Fri
-  **Life Labs:** Monday, Wednesday, Thursday and Friday
-  **Jumpline:** 250-729-9524 Ext. 1805
-  **Care Conferences:** Tuesday, 0900 - 1130 hrs.






## ORIGIN AT LONGWOOD (ASTORIA)

DoC: Kerry Howell

-  **Patient Information** located at community nursing station
-  **Best Time to Visit:** 1030 - 1130 Sun - Sat  
**Worse Time:** <1030 Sun, 1130 - 1300 Sun - Sat
-  **Life Labs:** Tuesday & Thursday
-  **Jumpline:** 250-760-2631 - Charge Nurse
-  Dedicated **Physician parking**
-  **Care Conferences:** Fourth Wednesday of every month, 1630 - 1800 hrs.





## WEXFORD CREEK

DoC: Pauline Bulmer

-  **Patient Information** available upon request
-  **Best Time to Visit:** 1030 - 1200, 1300 - 1530 Mon - Fri  
**Worse Time:** <1030 Mon - Fri
-  **Life Labs:** Monday & Thursday
-  **Jumpline:** 250-753-4044 Ext. 107 - Direct line to 24 hr. Nurse
-  **Care Conferences:** Thursday, 1000 - 1130 hrs.

## WOODGROVE MANOR

DoC: Sheryll Southern

-  **Patient Information** located at nursing station along with full resident list
-  **Best Time to Visit:** 1000 - 1200, 1300 - 1430 Mon - Fri  
**Worse Time:** <1000, >1500 Mon - Fri
-  **Life Labs:** Monday & Thursday
-  **Jumpline:** 250-390-1036 - Nurses station
-  **Care Conferences:** First Friday of every month; schedule may vary

## DWELLING PLACE & KEEPING HOUSE

Please connect with the RCI for more information on visiting patients at these facilities.

