

Title Emergency Department Visits per 100 Long-term Care Beds in Interior Health

Reporting Period Fiscal Years 2016/17 – 2019/20

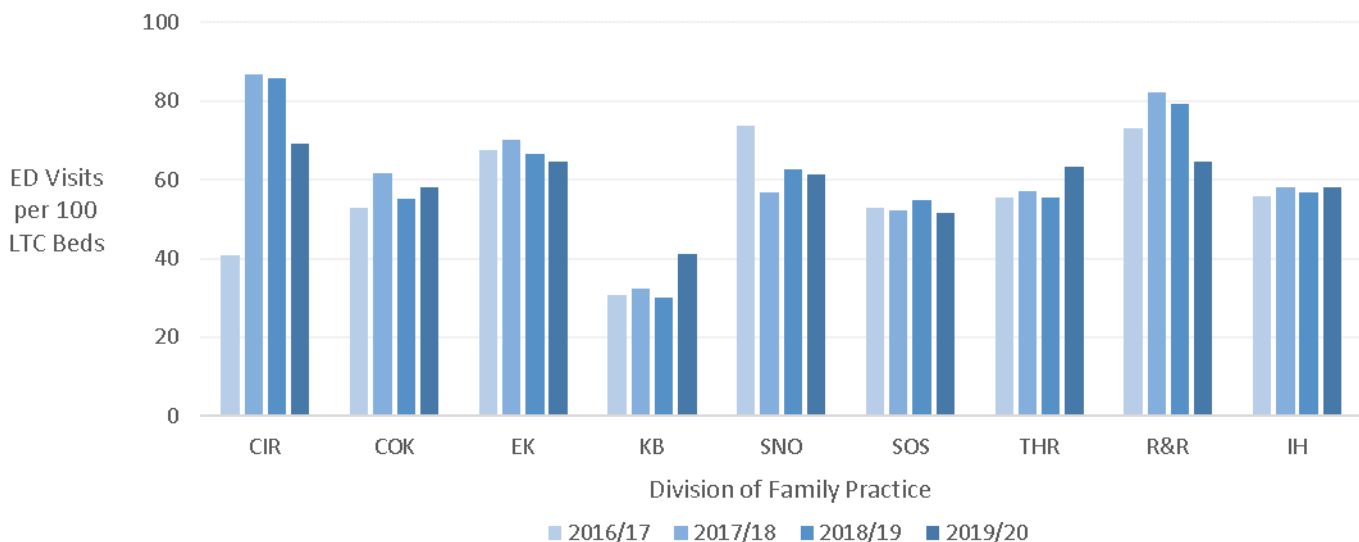
Purpose To provide the Interior Health Authority Emergency Department visits per 100 Long-term Care beds rate for the GPSC Residential Care Initiative quality improvement report.

Requestor Elayne McIvor, Consultant, Quality Improvement Lead, Catalyst Consulting Inc.

Key Findings

Overall, Interior Health saw a rate increase of 4% in Emergency Department (ED) visits per 100 Long-term care (LTC) beds from 2016/17 to 2019/20. In 2016/17, the rate, by Division of Family Practice region, ranged from 31 in Kootenay Boundary to 74 in Shuswap North Okanagan. These rates increased to 41 in Kootenay Boundary and decreased to 61 in Shuswap North Okanagan in 2019/20. Shuswap North Okanagan had the largest decrease (-17%) and Central Interior Rural had the largest increase (69%) year over year. See Appendix A for a breakdown of ED visits per 100 LTC beds and Appendix B for Division of Family Practice abbreviations.

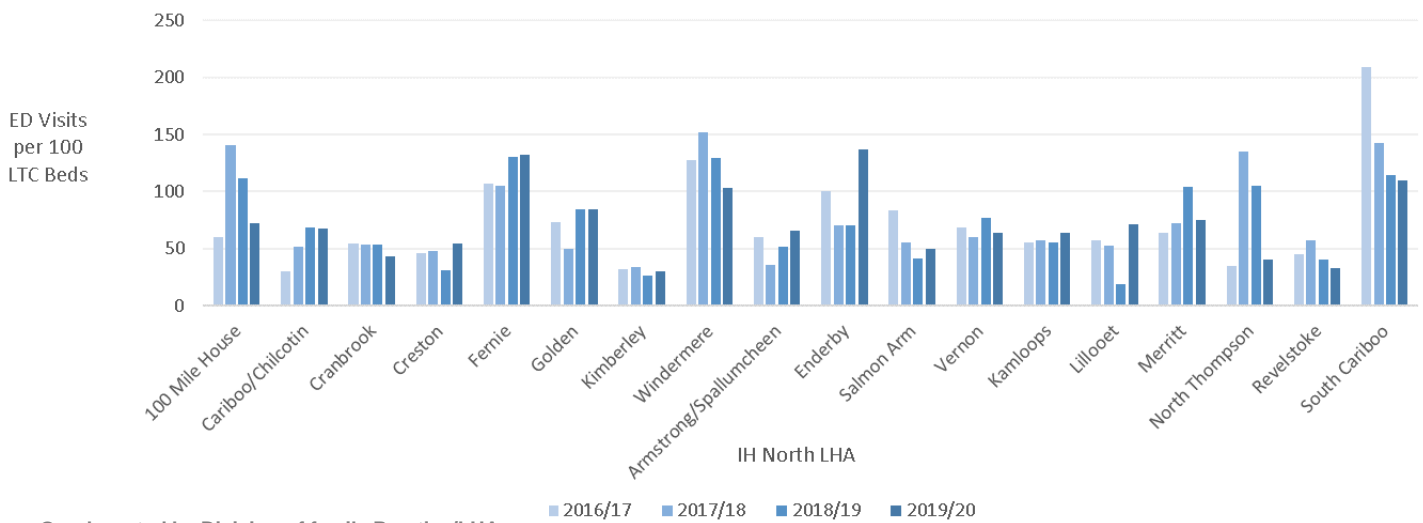
Figure 1. IH Emergency Department Visits per 100 Long-term Care Beds, by Division of Family Practice, 2016/17 – 2019/20



Graph sorted by Division of family Practice/LHA

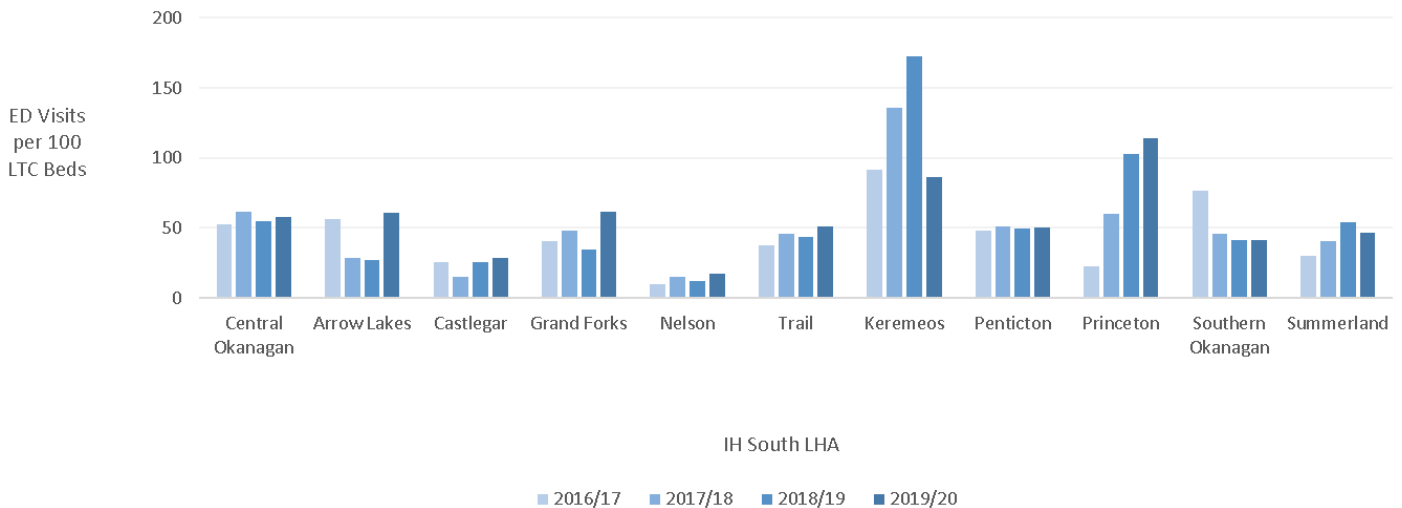
At the Local Health Area (LHA) level, the rate ranged from 10 ED visits per 100 LTC beds in Nelson LHA to 210 in South Cariboo LHA in 2016/17 and 17 in Nelson to 137 in Enderby in 2019/20. Princeton, Cariboo/Chilcotin and Enderby accounted for the largest increases from 2016/17 to 2019/20, with Princeton and Enderby having two of the highest three rates in 2019/20, Fernie, Windermere and South Cariboo are the only LHAs that have had a rate over 100 for all four years. South Cariboo, Salmon Arm and Southern Okanagan LHAs had the largest decreases between 2016/17 to 2019/20.

Figure 2. IH North Emergency Department Visits per 100 Long-term Care Beds, by LHA, 2016/17 – 2019/20



Graph sorted by Division of family Practice/LHA

Figure 3. IH South Emergency Department Visits per 100 Long-term Care Beds, by LHA, 2016/17 – 2019/20



Graph sorted by Division of family Practice/LHA

Data Notes & Limitations

- Based on long-term care clients living in IH funded facilities in Fiscal Years 2016/17 and 2019/20.
 - Excludes Acquired Brain Injury facilities: ABI-Lifestyle Equity Society, Avonlea Care Centre ABI, Brookvale Care Centre ABI, Rancar Services Ltc ABI. In the past, LTC has been referred to as residential or complex care.
- Based on IH Emergency Department visits of the above clients.
 - ED visits that occurred on LTC referral start date were not included
 - ED visits that occurred on referral discharge date were included
- In Periods 4 and 5, 2017/18, a number of sites were evacuated due to wildfires. It was decided that these evacuated residential residents would remain registered at their original site, not the receiving site.
 - Millsite/Fischer Place in 100 Mile House, Deni House & Williams Lake Seniors Village in Williams Lake, Forestview Place in Clearwater, Ashcroft Hospital (Jackson House) in Ashcroft
- Orchard Haven in Keremeos was evacuated from May 15 to 24, 2018.
- Overlander in Kamloops had outbreaks in 2018 and was closed to admissions for 7 weeks.
- Hamlet's at Vernon had no admissions due to licensing between April 20 and July 16, 2018. Approximately two admissions per week occurred following.
- Kimberley Special Care home was evacuated from August 17 to September 5, 2018.
- Summerland Seniors Village has had a lower admission rate since Fiscal Period 8, 2018/19 due to staffing issues.
- Mt. Ida Mews in Salmon Arm opened 60 new beds on January 11, 2019, are still working to fill them.
- The Hamlets in Penticton began 2019/20 with 85 beds and was in the process of opening 7 more beds.
- Hardy View Lodge closed 1 long-term bed effective April 1, 2019.
- Cariboo Place, a new facility in Williams Lake, opened on April 1, 2019 with 70 beds.
- Minto House converted 1 long-term bed to a short stay bed effective April 22, 2019.
- Mariposa Gardens converted 2 long-term beds to short stay on May 21 and June 7, 2019.
- Hamlets at Westsyde opened 48 beds on June 1, 2019.
- Mt. Cartier (Revelstoke) has had lower occupancy than normal due to staffing issues.
- Kootenay Street Village opened in Cranbrook, December 2019.
- The ED visits / 100 LTC beds rate was calculated using the number of open beds as of March 31 of the reporting year.

Data Source: IH Data Warehouse – GL/MIS, HCC & Admissions Universes

Report Author: Maureen Mol & Gurpreet Kaur, Strategic Information

Date Prepared: July 21, 2020

Appendix A. IH Emergency Department Visits per 100 Long-term Care Beds,
by Division of Family Practice & LHA, 2016/17 - 2019/20

Division of Family Practice	LHA	2016/17	2017/18	2018/19	2019/20	% Change (16/17 - 19/20)
Central Interior Rural	100 Mile House	60	140	111	72	20%
	Cariboo/Chilcotin	30	52	69	68	124%
	Total	41	87	86	69	69%
Central Okanagan	Central Okanagan	53	62	55	58	10%
East Kootenay	Cranbrook	55	53	53	43	-21%
	Creston	46	48	31	54	19%
	Fernie	107	105	130	132	23%
	Golden	73	50	85	85	16%
	Kimberley	32	34	26	30	-6%
	Windermere	128	152	129	103	-19%
	Total	68	70	67	65	-4%
Kootenay Boundary	Arrow Lakes	56	29	27	61	9%
	Castlegar	25	15	25	28	11%
	Grand Forks	41	48	35	61	51%
	Nelson	10	15	12	17	71%
	Trail	38	46	44	51	35%
	Total	31	32	30	41	35%
Shuswap North Okanagan	Armstrong/Spallumcheen	60	36	52	65	8%
	Enderby	100	70	70	137	37%
	Salmon Arm	83	56	41	50	-40%
	Vernon	69	60	77	64	-7%
	Total	74	57	63	61	-17%
South Okanagan Similkameen	Keremeos	92	136	172	86	-6%
	Penticton	48	51	49	50	6%
	Princeton	23	60	103	114	400%
	Southern Okanagan	76	46	41	41	-46%
	Summerland	30	40	54	47	57%



Division of Family Practice	LHA	2016/17	2017/18	2018/19	2019/20	% Change (16/17 - 19/20)
	Total	53	52	55	52	-3%
Thompson Region	Kamloops	56	57	56	63	14%
	Lillooet	57	52	19	71	25%
	Merritt	64	73	105	75	18%
Rural & Remote	North Thompson	35	135	105	40	14%
	Revelstoke	45	57	40	33	-26%
	South Cariboo	210	143	114	110	-48%
	Total	73	82	79	65	-12%
IH		56	58	57	58	4%

Appendix B. Division of Family Practice Abbreviations

Division of Family Practice	Abbreviation
Central Interior Rural	CIR
Central Okanagan	COK
East Kootenay	EK
Kootenay Boundary	KB
Shuswap North Okanagan	SNO
South Okanagan Similkameen	SOS
Thompson Region	THR
Rural & Remote	R&R